


Most important features

Description

Screenshots

Real Time Activity

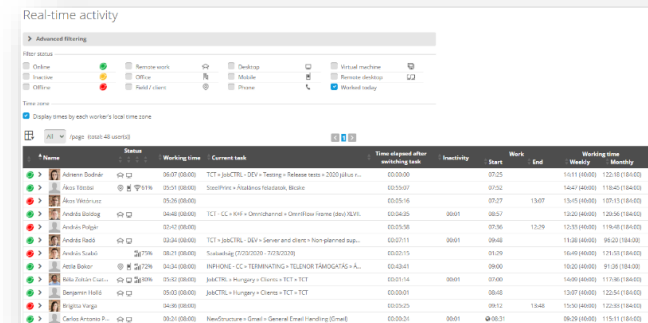


Continuously refreshed data's and you can easily see the employee's statuses and daily statistics. With the filter function you can search groups and members.


If you click someone name, you can reach detailed view about their work type and finished tasks. Also you can see the intensity of the work.

Direct link:

<https://jobctrl.com/UserCenter/RealTimeActivity/>



Dashboard

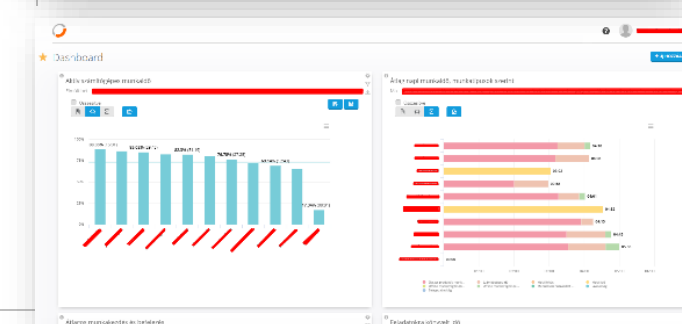


Graphical reports can be seen as widgets. By default daily and weekly average work type composition, task time, productivity, Top applications and Top Urls are shown. You can customize, resize and also you can put unique reports/widgets to the Dashboard.


In some widgets you can see the summarized and personal view. We also show the office and no office work type. The widgets can be set another period and other employees or groups, and the refresh period can be customize.

Direct link:

<https://jobctrl.com/UserCenter/Dashboard/>



Reports



In the report page you can get reports different time period, users and save as Favorite report. We preconfigured some reports and we have sending these periodically. We create and put these link down below, maybe it can get your attention and interest.

Direct link:

[Performance Analysis report – previous day \(HTML\)](#)
[Performance Analysis report – previous week \(HTML\)](#)
[Performance Analysis report – previous month \(HTML\)](#)

Unique period and settings:

[Performance Analysis report](#)
[Performance Summary report](#)
[Worktime report](#)
[Detailed Activity report](#)

